

MIGHTY TRAC ND

THE MULTI-SURFACE

MASTER

FOR SKID STEERS & BACKHOE LOADERS



- All-season multi-surface deep tread design
- Deep non-directional block tread pattern for long tire life and traction in both directions
- Strong casing, robust sidewall and rim protector
- Cut and chip, abrasion resistant compound
- Stepped lug for superior self cleaning in loose soil applications
- Siped tread pattern for better grip especially applications in snow
- 10% higher footprint area than competitor

L-4

A2

GALAXY
APPLICATION SPECIFIC, PURPOSE BUILT.

GALAXY MIGHTY TRAC ND L-4

The Mighty Trac ND is the all-season, all-surface specialist. It's unique block-type tread gives your skid steer and backhoe loader just as much traction and performance in reverse as it does in forward; every aspect of the lug pattern is designed to make sure your wheels aren't spinning.



PRODUCT CODE	SIZE	PR/LI	TYPE	NSD (32NDS)	PREF. RIM	OD	WIDTH	RC	SLR	PSI	SKID STEER		BACKHOE LOADER	
											MAX LOAD (LBS)	MAX SPEED	MAX LOAD (LBS)	MAX SPEED
148260	10-16.5NHS	10	TL	38.0	8.25	31.5	10.2	93.3	14.5	75	3500	5	3110	25
148266	12-16.5NHS	12	TL	43.0	9.75	33.8	12.1	98.2	15.1	80	4220	5	4165	25
148378	14-17.5NHS	14	TL	50.0	10.50	37.4	13.7	109.1	17.3	80	8543	5	5675	25
148288	12.5/80-18	12	TL	37.8	W9	38.8	12.2	113.3	17.9	54	-	-	5840	25
148440	19.5L-24	14	TL	35.5	DW16L	51.7	19.5	152.6	23.5	38	-	-	8270	25

A RENTAL COMPANY'S DREAM

Galaxy Tire is known worldwide for its purpose-built tires, optimized for specific challenges that equipment operators face on the job site, from mud to rock to snow, but municipal crews and rental companies need a long-lasting, all-season tire that they can run in the mud one day and on the road the next. That's why we created the Mighty Trac ND.

EASY CHANGE-OUT

The Galaxy Mighty Trac ND as a non-directional tire, which enhances performance in both directions and simplifies change-out for large fleets because there's no "wrong way" to mount the tire. We have worked closely with our customers in the field to address the real-world challenges they face and deliver a tire that will perform and last through whatever their equipment is faced with.

THE PERFECT AMOUNT OF BULK

to last long and hold fast on smooth hard surfaces



THE PERFECT LAYOUT OF SPACE

to bite deep and stay clean in loose, wet surfaces

THE PERFECT TIRE FOR YEAR-ROUND PERFORMANCE

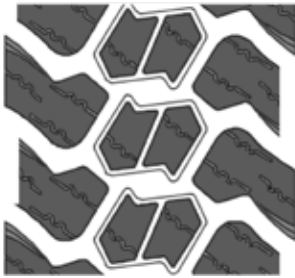
It even has sipes to offer more traction in snow and ice



DESIGNED TO EXCEL

52:48 SOLID TO VOID RATIO

With more rubber concentrated to the center of the tread for long life and more void at the sides for greater traction



Mighty Trac ND



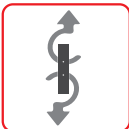



Competition



Patterns Overlap

COMPOUND PERFORMANCE SCORE INDEX

	Mighty Trac ND	Competition Tire
 On-road wear resistance	105	100
 Cut and chip resistance	105	100
 Tensile strength and modulus	110	100
 Heat resistance	120	100

*Performance index based on internal laboratory testing.

DESIGNED TO PERFORM

Galaxy has gained worldwide renown for its range of high quality application-specific construction tires. But when you need to conquer a wide range of challenges, our Mighty Trac ND is the tire you've been waiting for.

NON-DIRECTIONAL TREAD PATTERN

The Mighty Trac ND's unique block-type tread gives your construction equipment just as much traction and performance in reverse as it does in forward; every aspect of the lug pattern is designed to make sure your wheels aren't spinning. From the offset shoulder lugs that give more room for grip and clean out in loose and wet surfaces, to the split center lugs and angled sipes that add more biting edges when the tire is flexed on hard slippery ground, our tire designers built this to be the ultimate multi-use construction tire. Special tread compound, robust sidewall construction and rim protectors to safeguard the tire against external damages make the Mighty Trac ND the powerhouse performer on any terrain in any season.



VISIT YOKOHAMA-OHT.COM FOR DETAILED LOAD AND PRESSURE TABLES

Distributor:


Yokohama Off-Highway Tires (YOHT) is a division of The Yokohama Rubber Co., specializing in Agriculture, Forestry, Construction, Industrial, Material Handling, Earthmoving, Mining, Port and other commercial tires. YOHT sells its diverse product range, consisting of over 4,000 SKUs, in over 120 countries through its subsidiaries and channel partners. YOHT products are engineered to be application-specific and purpose-built. For more information visit www.yokohama-oht.com or email us at info@yokohama-oht.com.



Contact Yokohama Off-Highway Tires America, Inc. at (800) 343-3276 or (339) 900-8080 for your nearest Yokohama OHT Tire Dealer.

 facebook.com/yokohamaohta

 [@yokohamaohta](https://twitter.com/@yokohamaohta)

 yohta-blog.yokohama-oht.com

 yokohama-oht.com